



सत्यमेव जयते

MINISTRY OF MINES

National Mining Ministers' Conference 2025

(Sustainable Mining for Vikasit Bharat)

Overview of Mining Sector in India

20 January 2025

Structure of Presentation

1 Mining Sector Overview

2 Innovations & Reforms

3 Impact of Reforms

4 Support from States

Mining Sector Overview



Mining Sector Overview



Contribution to GDP : **0.90%**



Value of production: **Rs 1.40 lakh crore**




Number of Working Mines : **1,206**




Employment : **1.25 crore**

India's Global Position: Key Minerals

Limestone



Iron Ore



Chromite



Zinc



Bauxite



Manganese



Innovations & Reforms



Major Mining Reforms since 2015

2015

- ◆ Mandating **auction** of mineral concession to improve transparency.
- ◆ The period of the mining lease was made uniform as 50 years.
- ◆ District Mineral Foundation (DMF).
- ◆ National Mineral Exploration Trust (NMET).

Major Mining Reforms since 2015

2021



Allowed all captive mines to sell up to 50% of minerals produced in a year by paying an additional amount.



All the valid clearances shall be transferred to the successful bidder.



Allowed transfer of all Mining Lease, composite license (ML/CL) without any charge.



(i) NMET made autonomous body; (ii) Private entities allowed to be notified for conducting exploration; (iii) Enabled funding of private exploration agencies from NMET; (iv) Provision for seamless PL-cum-ML (CL).

Major Mining Reforms since 2015: 2023

- ◆ List of 24 **Critical and Strategic Mineral** introduced in Part D/ 1st Schedule
- ◆ Central Government empowered to auction concessions for the minerals in Part-D/ 1st Schedule.
- ◆ Introduced new mineral concession, Exploration Licence (EL) to attract **Junior Mining Companies**
- ◆ The OAMDR Act amended in August 2023 to introduce **auction** for allocation of operating rights for offshore mineral blocks & Offshore Areas Mineral Trust



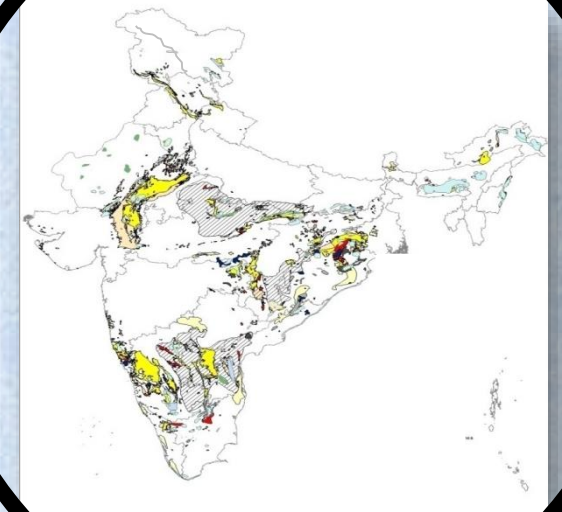
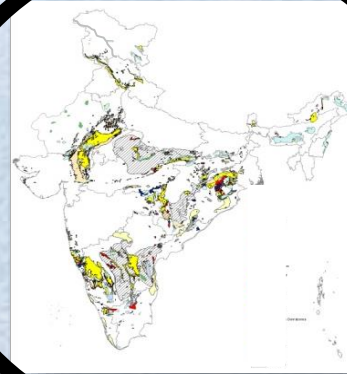
Major Mining Reforms since 2015: Other Reforms

- ❑ Rationalized Royalty Rates for Critical and Strategic Minerals
- ❑ Clarification issued on inclusion of non-mineralized area in ML.
- ❑ National Geoscience Data Repository (NGDR) launched
- ❑ Revised guidelines for DMF issued and DMF portal launched
- ❑ Capped net worth requirement for participation in auction:
 - ML - ₹200 cr.
 - CL - ₹100 cr. and
 - CL - ₹25 cr. (where VER is not assessed)



Impact of Reforms

Mineral Exploration



Area (lakh sq. km) with Obvious Geological Potential (OGP)

6.88

7.00

% of OGP area explored (G4)

30%

50%

FY24

FY30 (est.)

Mineral Exploration

- ❑ GSI had demarcated 6.88 lakh sq. km as Obvious Geological Potential (OGP) area.
- ❑ ~40% is NO-GO Area. Thus, actual OGP area available for reconnaissance is around 4.13 lakh sq.km.
- ❑ ~2.31 lakh sq.km. area already been covered through reconnaissance stage mineral exploration.
- ❑ The following table shows the number of projects taken by GSI since 2021 including projects on Critical Minerals:

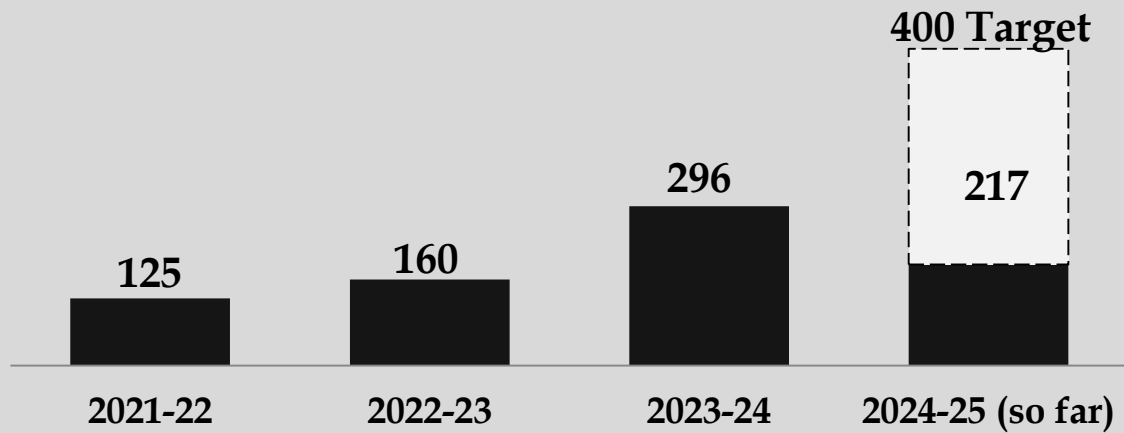
Field Season	2021-22	2022-23	2023-24	2024-25	2025-26
Total no. of mineral exploration projects	251	319	360	448	450
Total projects on strategic and critical minerals	118	123	127	195	227

Mineral Exploration: NGDR

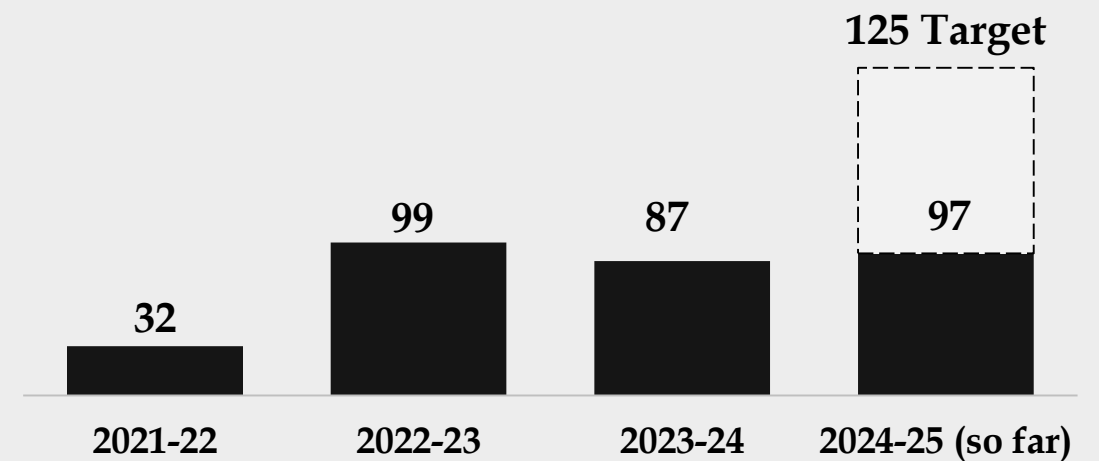
- ❑ NGDR is a flagship initiative under National Mineral Exploration Policy, 2016
- ❑ Hosting all baseline and exploration-related geoscientific data in a single GIS platform.
- ❑ To expedite, enhance and facilitate the exploration coverage of the country.
- ❑ GSI is the nodal agency and BISAG-N is the System Integrator.
- ❑ Currently, about 11,000 reports are available for download to all registered users.
- ❑ Scanning, digitizing and uploading of reports (~8000 nos.) of State governments are under progress.
- ❑ Additional data layers such as Agriculture, Soil, Infrastructure, Electricity, National Park & Sanctuaries, Coal block boundaries, Land record layers of States, Forest Cover Layer and Eco-sensitive zones etc. are also incorporated.

Mineral Exploration: NMET

NMET expenditure incurred (Rs. cr.)

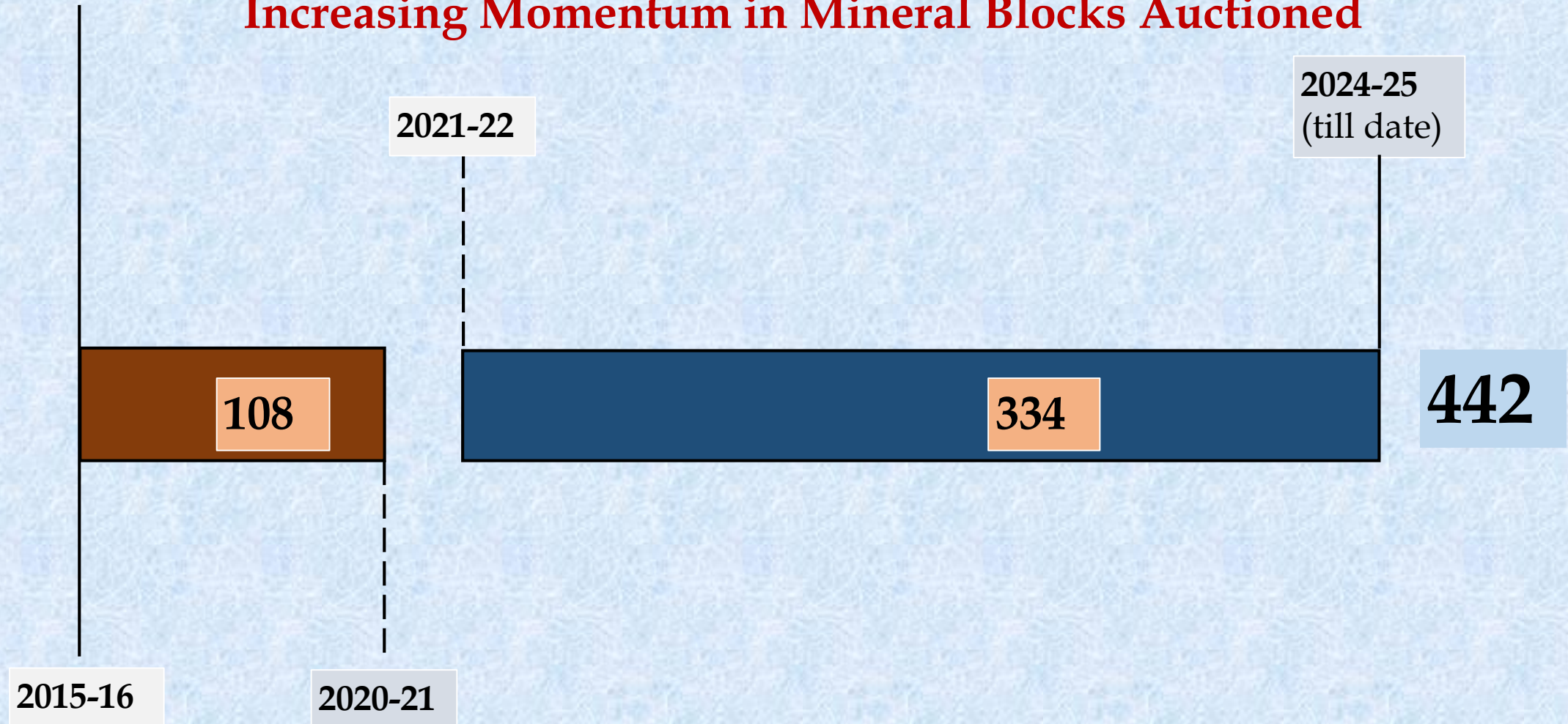


No. of exploration projects



Auctions: Overall

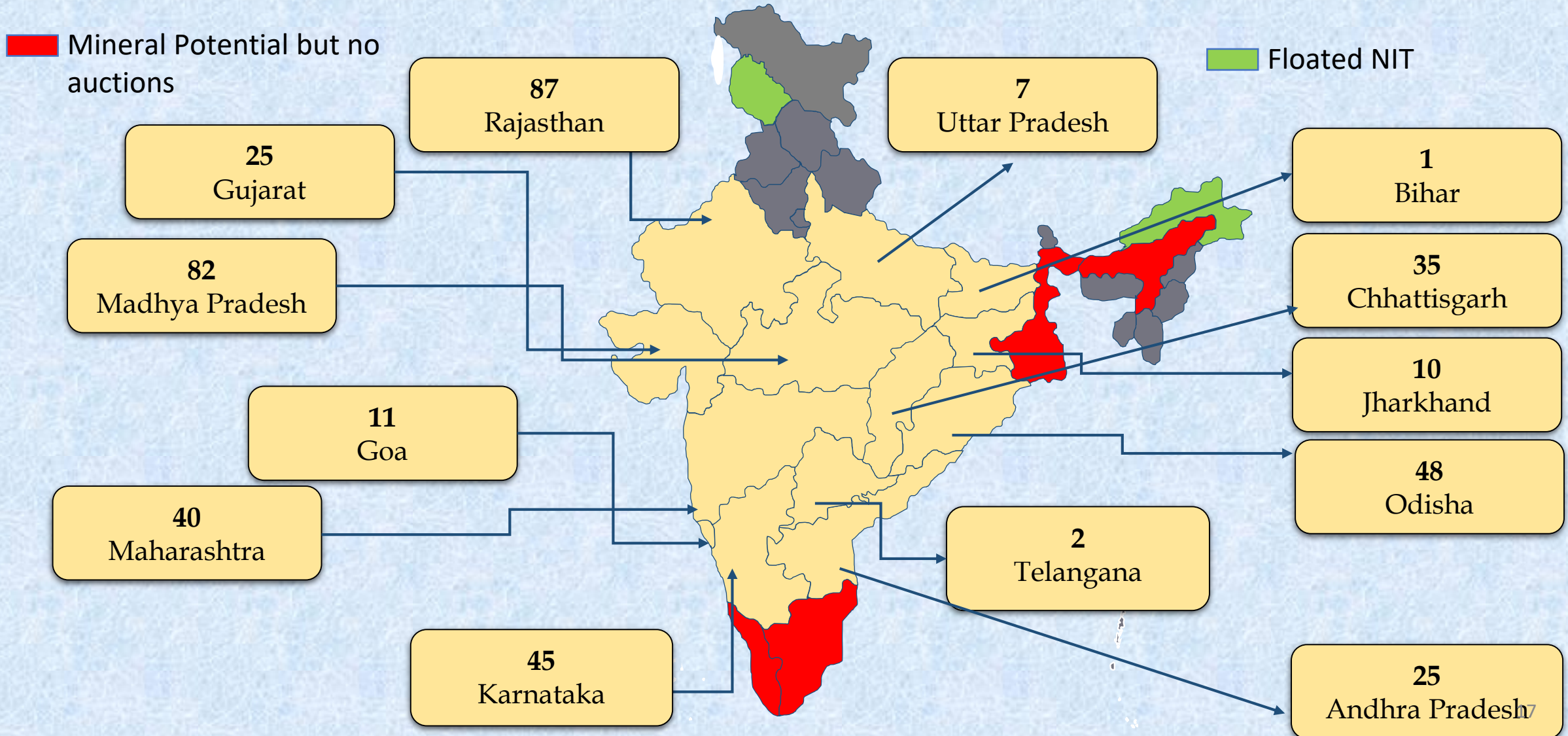
Increasing Momentum in Mineral Blocks Auctioned



Auctions: Overall

State wise auction summary

Successful auction of mineral blocks: 442 major mineral blocks auctioned in 13 States



Auctions: Critical Mineral

Status of Auctions of Critical Minerals	
State	No. of Blocks
Arunachal Pradesh	4
Andhra Pradesh	1
Bihar	3
Chhattisgarh	1
Jharkhand	1
Karnataka	2
Madhya Pradesh	3
Maharashtra	1
Odisha	3
Tamil Nadu	2
Uttar Pradesh	3
Total	24

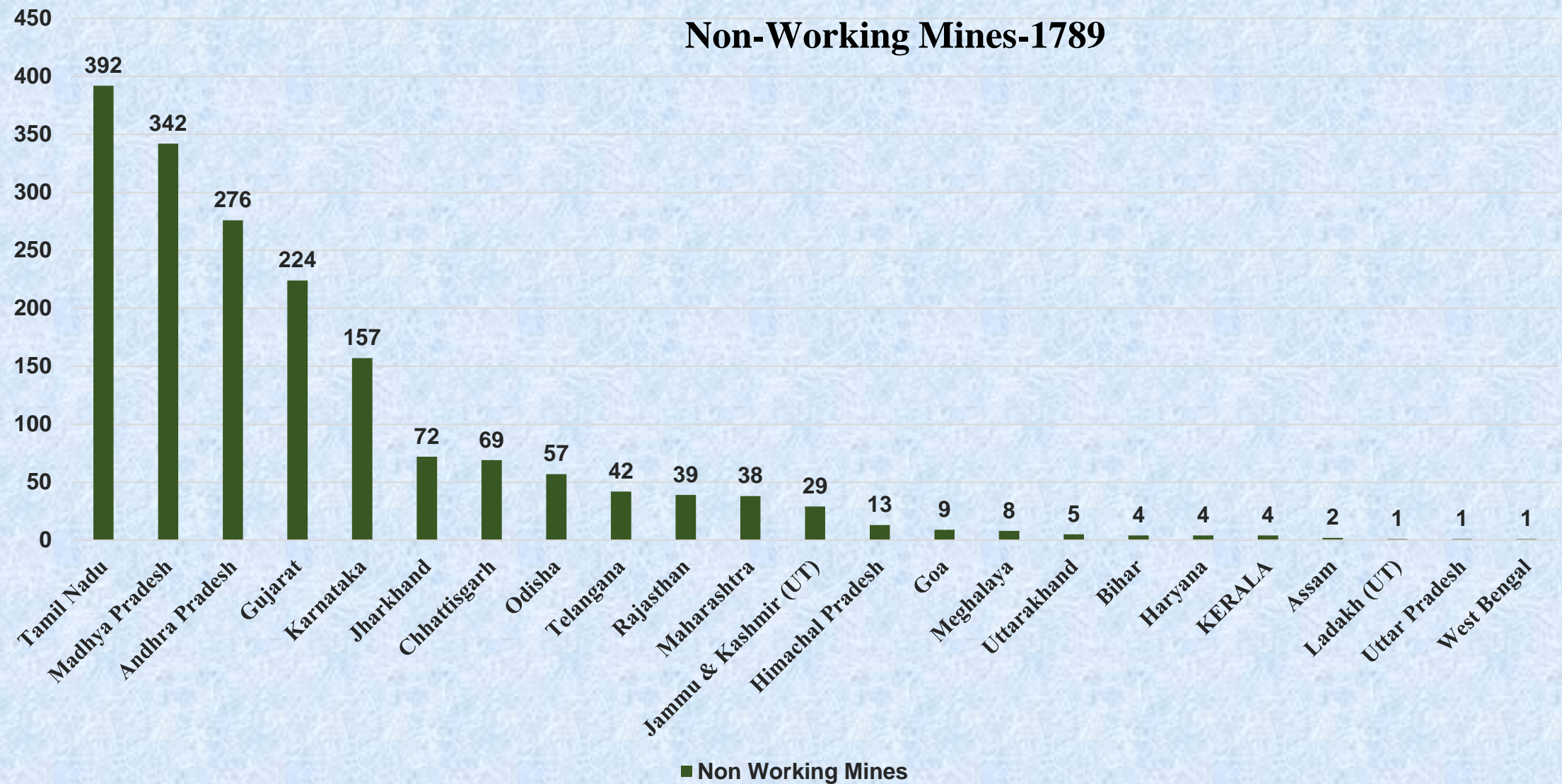
Auctions: Pragati Review Meeting

- ❑ Pragati Meeting (26.12.2024) Chaired by Hon'ble PM held on the topic of 'Auctions of Mineral Blocks'.
- ❑ States to be classified into 2-3 categories considering their challenges/ work done/ interventions required, etc.
- ❑ Committee comprising of Pr Secy to PM, Cab Secy, and Secy M/o Mines to:
 - Convene monthly meetings with the State Governments for each category to address their unique challenges.
 - Develop a focussed 3-month roadmap for each group to ensure targeted and measurable progress.
 - Monthly reports to be submitted to Hon'ble PM to monitor the progress and resolve bottlenecks.

Operationalization: State-wise Working Mines



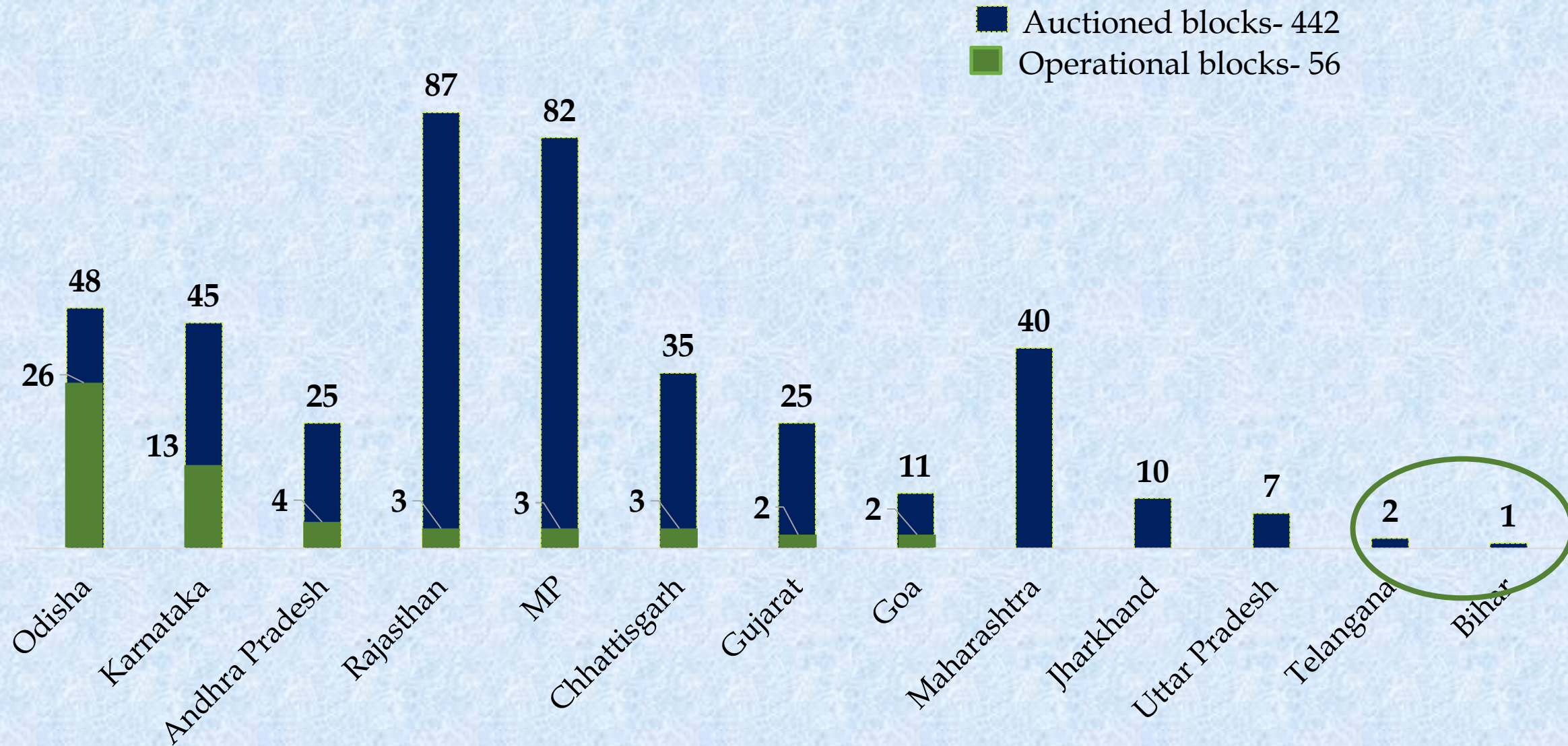
Operationalization: State-wise Non-Working Mines



Operationalization: Auctioned Blocks

State	In Production
Andhra Pradesh	4
Bihar	
Chhattisgarh	3 (1 Exp)
Goa	2
Gujarat	2
Jharkhand	
Karnataka	13 (9 C-Cat + 4 Exp)
Madhya Pradesh	3
Maharashtra	
Odisha	26 (24 Exp)
Rajasthan	3
Telangana	
Uttar Pradesh	
Central Govt.	
Total	56 (Only 18 Green Field)

Operationalization: Auctioned Blocks



Operationalization: PMU

- ❑ A Project Monitoring Unit (PMU) has been set up through Deloitte
- ❑ Central PMU Team- 4 Persons, Regional Coordinators - 8 Persons
- ❑ PMUs main function is to increase the pace of operationalization.
- ❑ PMU Functions:
 - Monitoring & Status Tracking
 - Support for clearances and approvals
 - Exiting Policy and Procedural Review
- ❑ PMU will work in close coordination with the successful bidders and state Governments.

Operationalization: Expired Blocks

State-wise Expired Leases

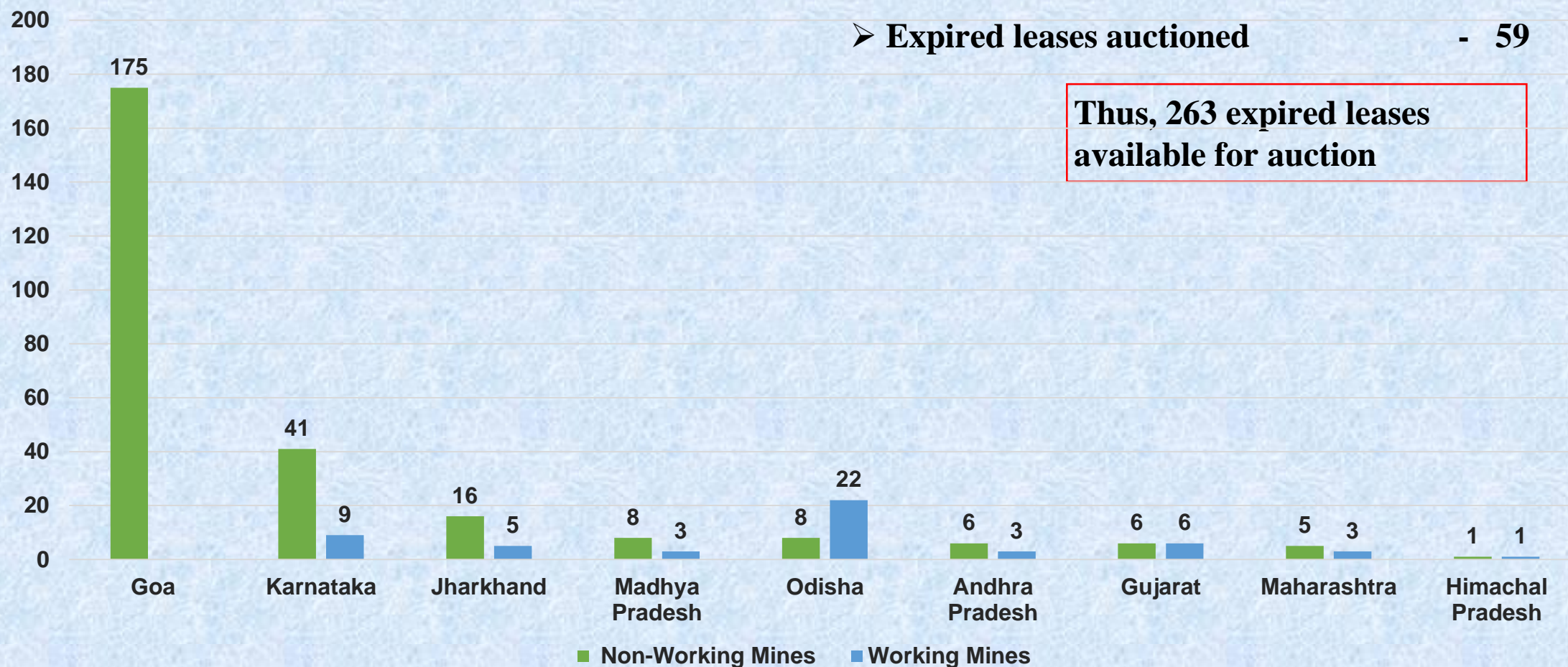
Total leases expired in 2020 - 322

➤ Non-Working leases at the expiry - 268

➤ Working leases at the expiry - 54

➤ Expired leases auctioned - 59

Thus, 263 expired leases
available for auction



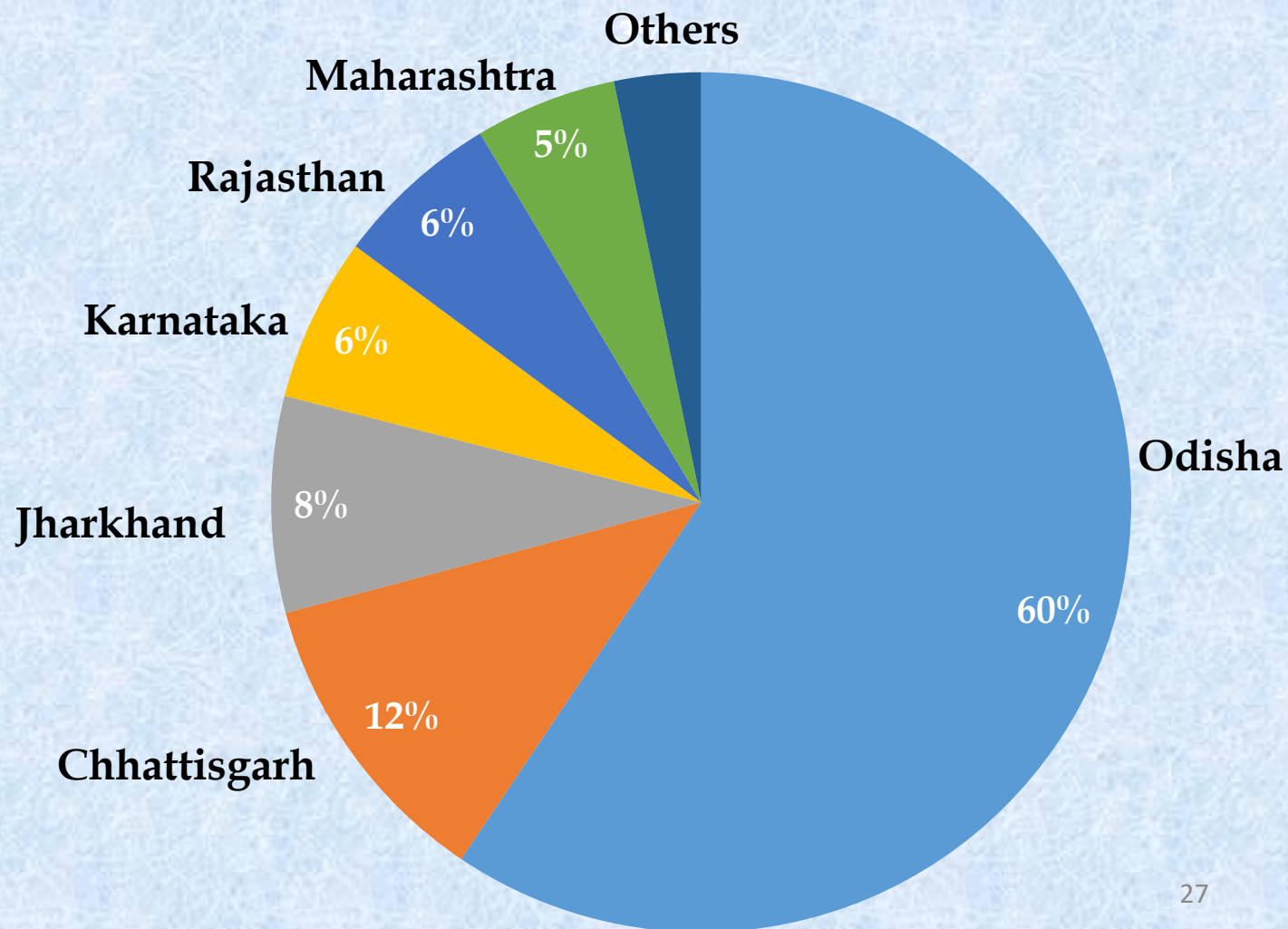
Revenue Accrual to States

Total Revenue: Pre-auction regime vs Post-auction regime in ₹ cr.

State	FY 2004-05 to 2014-15	FY 2015-16 to 2023-24
Odisha	19,105	1,33,711
Rajasthan	11,525	26,834
Chhattisgarh	8,169	26,581
Karnataka	4,060	22,886
Jharkhand	4,662	14,350
MP	3,640	5,211
Others	17,781	15,624
Total	68,942	2,45,198


Revenue Accrual to States

State shares in mining revenue
(2023-24: ₹61,940 cr.)



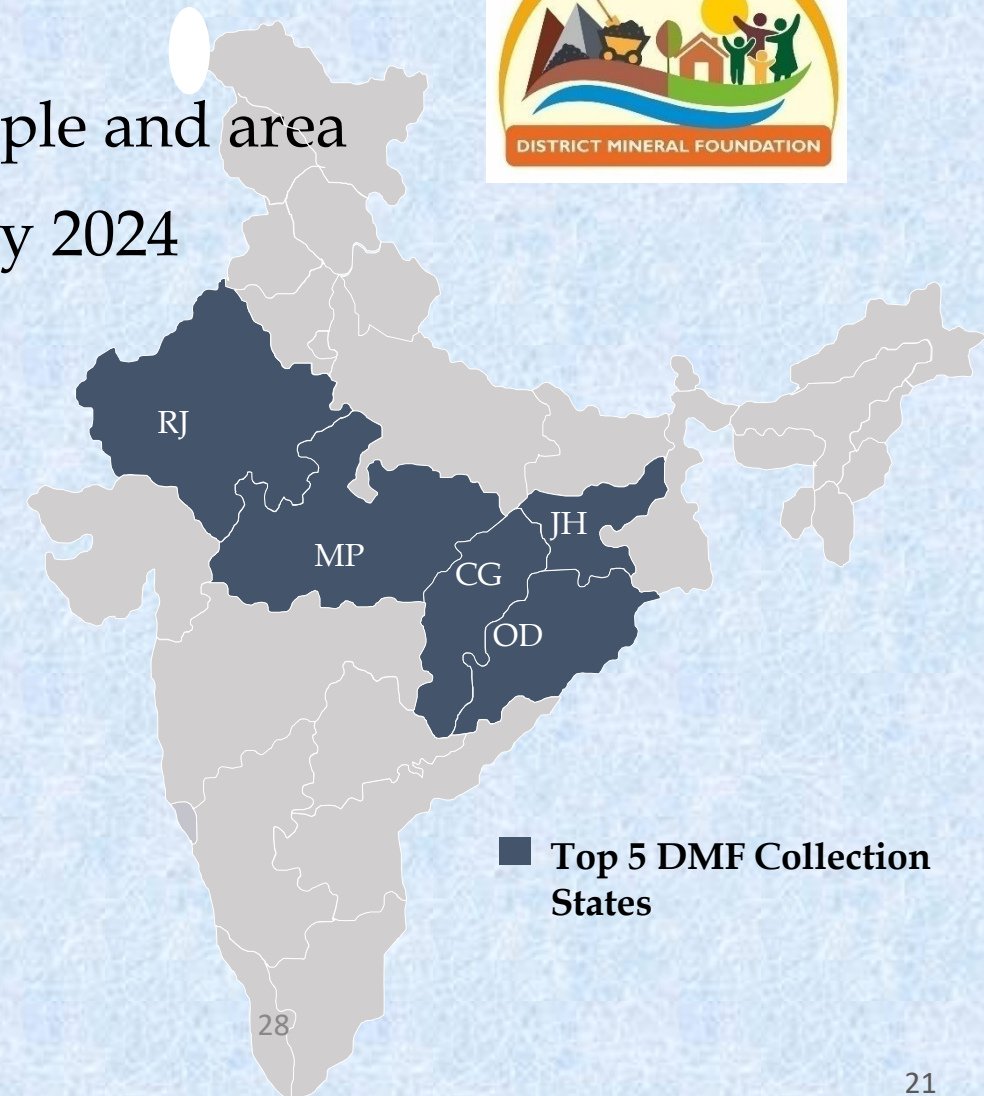
District Mineral Foundation (DMF)

- ❑ Introduced in 2015
- ❑ Created in 645 districts in 23 States
- ❑ Projects for welfare of the mining affected people and area
- ❑ Revised PMKKKY guidelines issued in January 2024
- ❑ National DMF Portal launched in July 2024




DMF Fund Accrual (in ₹ Cr.)	1,02,083
Amount Allocated (in ₹ Cr.)	87,357
Amount Spent (in ₹ Cr.)	54,557

Projects Sanctioned	3,60,584
Projects Completed	2,01,525



District Mineral Foundation (DMF)



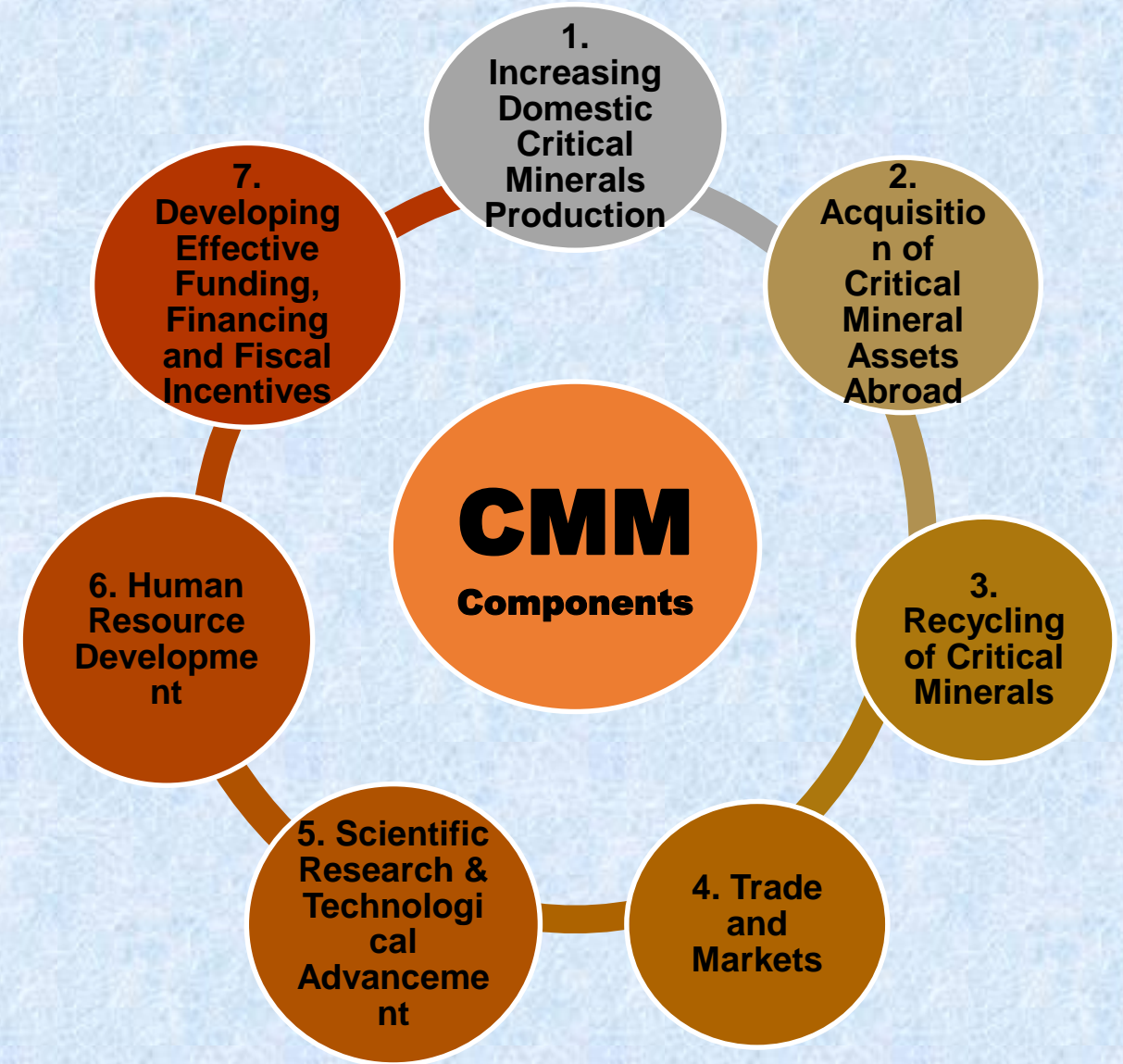
Key Features of PMKKKY Guidelines 2024:

- ☐ Clear demarcation of *directly affected areas (up to 15 kms)* and *indirectly affected areas (up to 25 kms)*.
- ☐ At least 70% DMF funds to be spent only in the directly affected area.
- ☐ At least 70% utilisation in high Priority Sectors (11 Sectors including newly added *Housing, Agriculture and Animal Husbandry*).
- ☐ DMFs to give priority to achieving targets under Aspirational Districts Programme and Aspirational Blocks Programme.
- ☐ Audit of DMF accounts by Comptroller and Auditor General (CAG).
- ☐ Introduction of three level grievance redressal system.
- ☐ State Level Monitoring Committee (SLMC) headed by Chief Secretary.

National Critical Mineral Mission (NCMM)

Objectives

- ❑ To secure India's critical mineral supply chain by ensuring mineral availability from domestic and foreign sources.
- ❑ Strengthening the value chains by enhancing technological, regulatory, and financial ecosystems to foster innovation, skill development, and global competitiveness in mineral exploration, mining, beneficiation, processing, and recycling.



Offshore Mining

OAMDR Act
amended in 2023

5 Rules notified

Royalty rates fixed

13 blocks identified

7

Polymetallic
nodules

Andaman
Sea

3

Construction
sand

Kerala coast

3

Lime-mud

Gujarat
Coast

Auction launched on 28th Nov. 2024



Raw lime mud

3 Lime mud blocks
Off Porbandar
Gujarat coast



3 Construction sand
Blocks Off Kollam
Kerala Coast

7 Polymetallic nodules
and Crusts Blocks
Off Great Nicobar Island



Mine Closure



Terracing & Coir Matting for Dump Stabilization



Mine Closure

State	Mines under PMCP	Mines under FMCP under progress	No. of Cases where BG forfeited	Sum of Amount of Bank Guarantee (in Rupees)
Rajasthan	98		6	81,55,000
Karnataka	62	3		
Odisha	96		8	15,71,62,000
Tamil Nadu	63	21		
Jammu & Kashmir; Himachal Pradesh	36		3	43,15,000
Gujarat	153	11	13	2,79,84,000
Goa	53			
Assam and Meghalaya	19		2	62,75,000
Telangana	36			
Madhya Pradesh	305	5	7	14,13,42,950
Maharashtra	65			
Chhattisgarh	89	1		
Jharkhand	30	3		
Andhra Pradesh	101			
Grand Total	1206	44	39	34,52,33,950

Support Sought from State Governments



Support required from State Governments

1. Facilitating Exploration

- State Governments to facilitate exploration agencies such as GSI, MECL, Notified Government / Private Exploration Agencies in obtaining forest clearance and local administration support.

2. Accelerating Auctions

- Expedite auction process of available GRs, lapsed non-working mines & expired mines
- Timely issue of Letter of Intent (LoI)
- Monthly review at PMO level and submitting monthly reports to Hon'ble PM

3. Operationalization

- ❖ Target to operationalize 10% auctioned mines annually
- ❖ 78 of 143 State PSUs mines are not working – low hanging fruit
- ❖ At least 20% of non working lapsed mines in the State to be auctioned and operationalised – utilising the benefit of transfer of clearances
- ❖ Expired mines to be assessed for auction and if required, re-exploration through NMET funds
- ❖ Creation of land banks for CA to be expedited
- ❖ Special Treatment to Critical Minerals in CA Land Allocation & grant of forest / environment clearance.
- ❖ Support to PMU set up by M/o Mines

Support required from State Governments

4. Mine Closure

- ❖ States to monitor both progressive and final mine closure
- ❖ States to also ensure scientific closure of all abandoned mines in the States
- ❖ Involve local communities

5. District Mineral Foundation

- ❖ Incorporation of PMKKKY Guidelines 2024 into respective State DMF Rules and implementation of the same.
- ❖ Telangana yet to make District Magistrate as chairperson of DMF.
- ❖ Upload annual reports and annual audit reports on National DMF Portal
- ❖ Facilitate C&AG Audit as per PMKKKY 2024 Guidelines
- ❖ Regularly updating the DMF data on the Portal.

Support required from State Governments

6. NMET

- Timely procurement of Machinery, Laboratory Equipment/instruments etc.
- Reconciliation of NMET funds and Timely submission of Utilization Certificates
- Assistance to Exploration agencies for forest clearance
- Avail NMET financial support by constituting State Mineral Exploration Trust
- More participation in Mineral Exploration availing NMET support

7. NGDR

- to provide the reports to GSI & BISAG-N for uploading to NGDR.
- Avail training & capacity building programs from GSI about the available datasets, features & functionalities of NGDR.

Support required from State Governments

8. State level monitoring mechanism

- Creation of inter-departmental committee under Chief Secretary to review auction, operationalization, mineral production and resolution of pending FC/ EC cases.

9. To facilitate offshore exploration and mining to assist in development of blue economy.

THANK YOU

ଧନ୍ୟବାଦ



Year wise/State wise Auction Summary

Year	2015-16	2016-17	2017-18	2018-19	2019-20	2020-21	2021-22	2022-23	2023-24	2024-25	Total
State											
Andhra Pradesh	-	1	2	2	-	-	4	11	3	2	25
Bihar										1	1
Chhattisgarh	3	-	2	-	-	2	2	20	6		35
Gujarat	-	-	3	-	-	4	3	2	6	7	25
Jharkhand	2	1	1	3	-	-	-	-	3		10
Karnataka	-	7	-	7	4	1	8	11	6	1	45
Madhya Pradesh	-	1	-	5	2	5	4	29	22	14	82
Maharashtra	-	-	2	1	10	-	9	6	10	2	40
Odisha	1	2	2	-	25*	1	9*	10			48
Rajasthan	-	3	2	1	2	-	7	8	31	33	87
Tamilnadu	-	-	-	-	-	-	-				0
Telangana	-	-	-	-	-	-	-			2	2
Uttar Pradesh	-	-	-	-	-	-	-	4	3		7
Goa	-	-	-	-	-	-	-	4	5	2	11
Central Government	-	-	-	-	-	-	-	-	-	24	24
Total	6	15	14	19	43*	13	46*	105	95	88	442