




**Ministry Of Mines**  
Government Of India




**PMKKKY**

ब्रह्मसूत्रम् ब्रह्मसूत्रम् ब्रह्मसूत्रम् ब्रह्मसूत्रम् ब्रह्मसूत्रम्


**IT INITIATIVE**

**Sanjay Bobde, NISG**  
18<sup>th</sup> January, 2019




## Pradhan Mantri Khanij Khshetra Kalyan Yojana

1. Every one knows the magnitude for the PMKKKY – Geographic Spread and Volume
2. Glimpses
  1. District Mineral Foundations (DMF) have been set up in 20 Mineral Rich states. (566 out of 583 Districts of these States).
  2. Funds accrued under DMF are spent for persons and areas affected by mining related operations.




## Need for IT enablement of the Project

1. Spread across the country –difficult to monitor manually
2. Improved transparency – Information at the click of the mouse
3. Citizen centric- Citizen can know what is happening
4. Quick Access to Reports – Open for Public
5. Built as a module on MTS system (Mining Tenement System) – High Data Consolidation
6. Anywhere-Anytime access – Web based portal
7. Ease of Information flow for all stakeholders



## Salient Features of the Application

1. Bottom up data flow – Data collected at Source
2. Will capture the full cycle of DMF collection to its utilization.
3. Web Pages for National – State - District
4. Dashboards for Higher officials – Quick reference and decision making
5. Map based interface – Effective presentation
6. Work flow enabled
7. Highly data centric
  1. Collection and Expenditure
  2. Affected area, Affected people/family, beneficiary
  3. Project Details – Priority based
  4. Governing Council and Management Committee Details
8. Data Consolidation and Report generation – Pre-defined and Adhoc Reports
9. Integrated with DISHA portal
10. Central PMU and State Co-ordinators for implementation support



## Modules of PMKKKY application





## Data flow in Application

### DISTRICT PORTAL

- Data Captured at District Level
- Mineral Districts Covered under proposed portal project
- Portal can be extended to all districts


### STATE PORTAL

- Data aggregated from district to respective states
- Major Mineral States are covered under project
- Portal can be extended to all States


### NATIONAL PORTAL

- Data aggregated from states to national portal
- Provides national level visibility on PMKKKY initiatives

- PMKKKY application is tightly integrated with MTS application. Hence, basic data like mine code and mine details are integrated with MTS.



## Glimpses of Application




## Glimpses of Application – PMKKKY Portal Screen

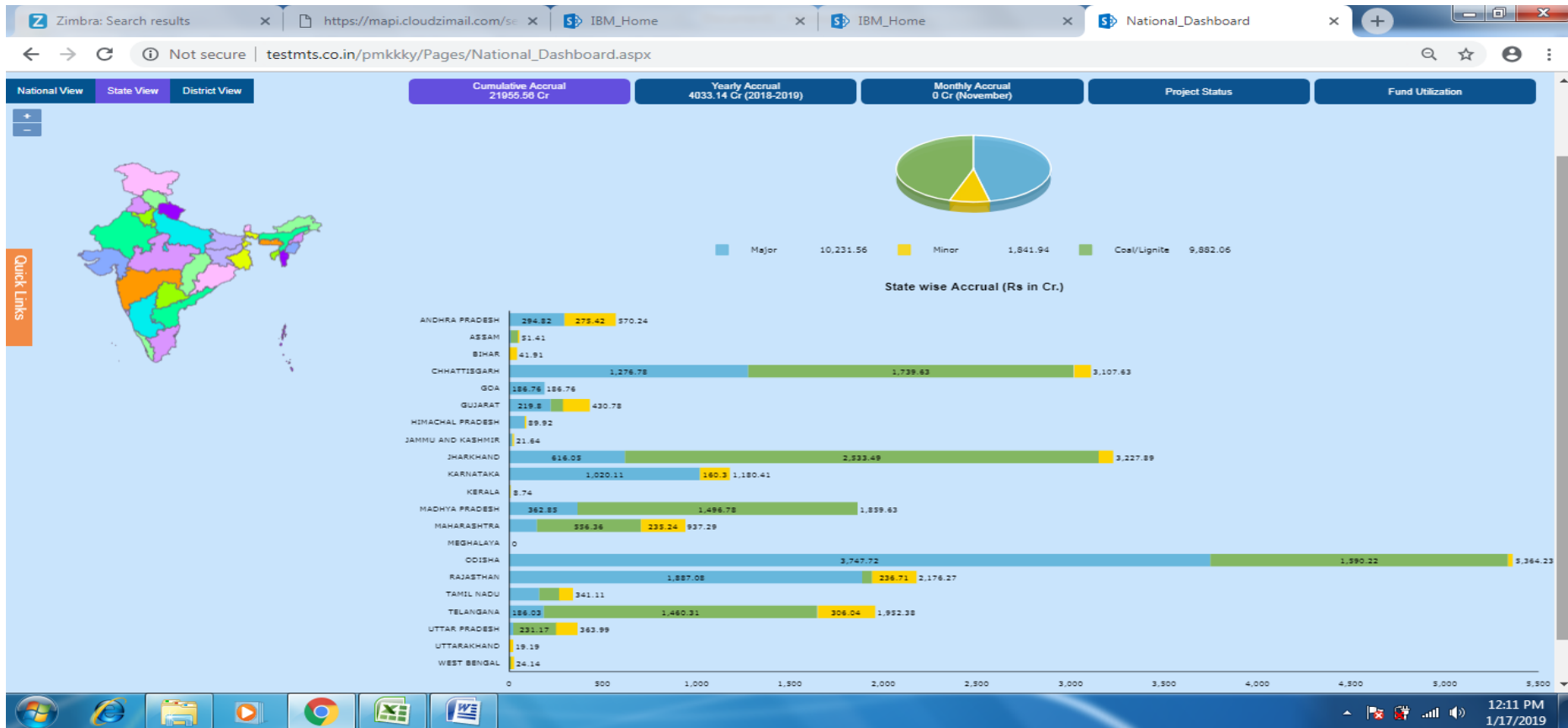
The screenshot shows a web browser window displaying the PMKKKY portal. The browser's address bar shows the URL <https://mitra.ibm.gov.in/pmkkky/Pages/Index.aspx>. The page header includes the Ministry of Mines logo and the text "PRADHAN MANTRI KHANIJ KSHETRA KALYAN YOJANA, MINISTRY OF MINES, GOVERNMENT OF INDIA". The main banner features a large image of Prime Minister Narendra Modi and the text "Empowering Marginalized and Vulnerable Communities" and "RUPEES 6000 CRORE ANNUALLY FOR DEVELOPMENT OF MINING-AFFECTED AREAS & THE PEOPLE". Below the banner, there is a "Dashboard" button. The page is divided into three main sections: "What's New" (listing recent events and updates), "Public Grievance" (listing options like Lodge Grievances, Check Redressal of Grievance, Complaints, Complaint Register, and Stake Holder Wise Complain Lodged), and "Objectives" (listing goals like Welfare of the people affected by mining related activity, Minimize the adverse impact due to mining related activity, and Ensure long-term sustainable livelihood for the people affected by mining). The bottom of the screen shows a Windows taskbar with various application icons and the system clock indicating 12:08 PM on 1/17/2019.

Monitoring of Schemes of Pradhan Mantri Khanij Kshetra Kalyan Yogana (PMKKKY) through web Portal have been launched on 20<sup>th</sup> March, 2018  
<https://mitra.ibm.gov.in/pmkkky/>






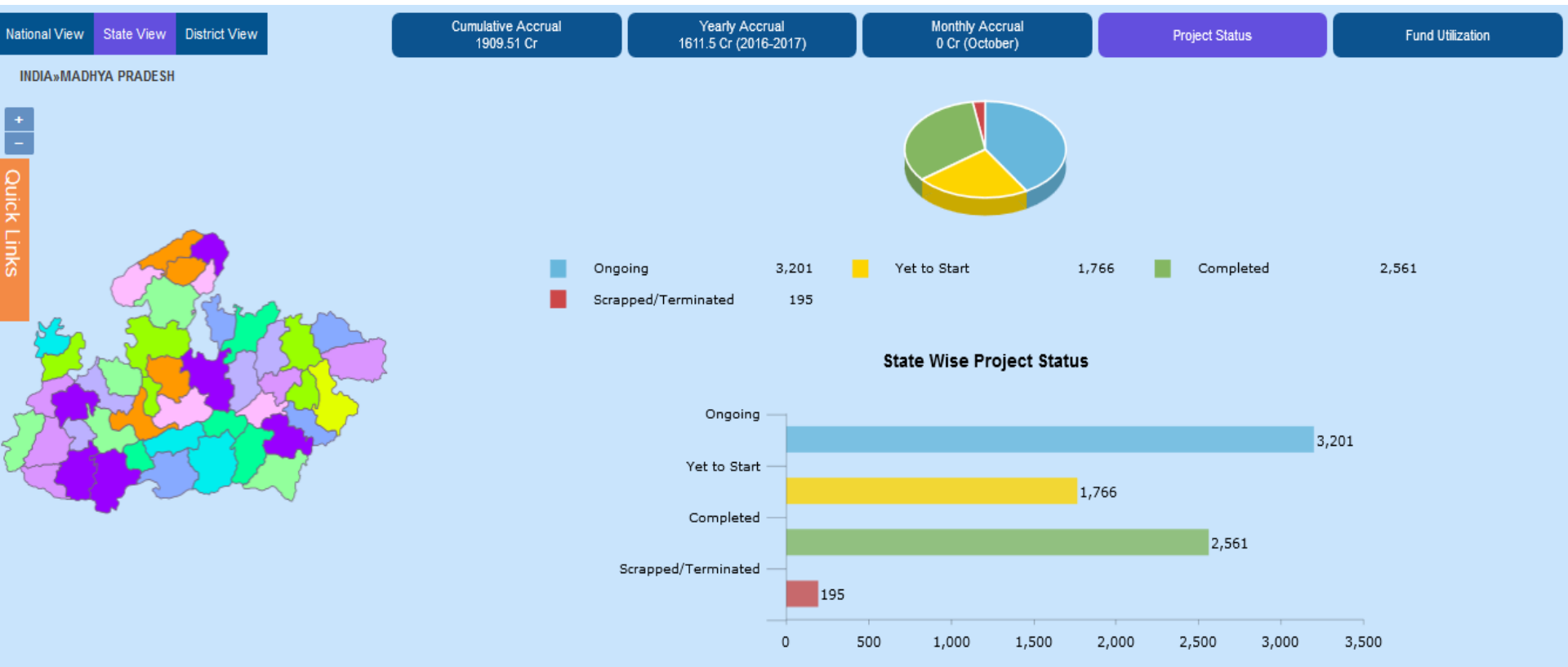
## Glimpses of Application – Dashboard Screens



National Portal



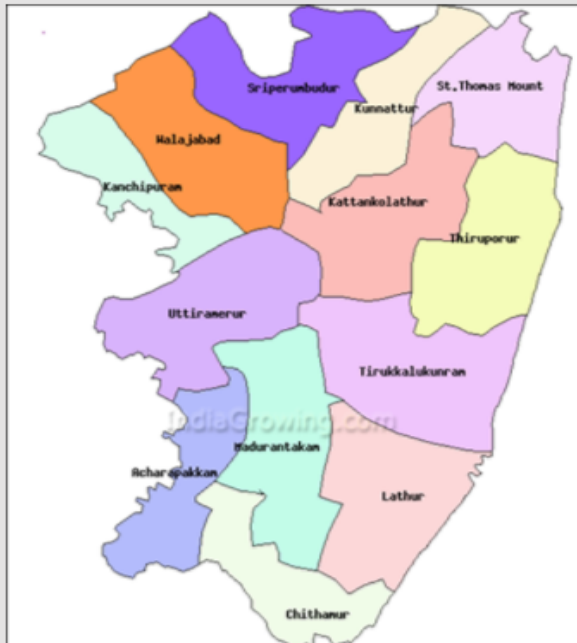
## Glimpses of Application – Dashboard Screens



State Portal



## Glimpses of Application – Dashboard Screens




### Kanchipuram District Details - Year 2017-18

|                  |    |                |                 |
|------------------|----|----------------|-----------------|
| Revenue Division | 4  | Total Area     | 4393.37 Sq.Kms. |
| No of Taluk      | 12 | Forest Area    | 426.570 Sq.Kms. |
| No of Blocks     | 13 | Poromboke Area | 1553.47 Sq.Kms  |

| Production Statistics | Tonnage | Price (INR) |
|-----------------------|---------|-------------|
| Silica Sand           | 2870    | 11,34,825   |
| Black Granite         | 4000    | 94,14,025   |
| Rough Stone           | 1234    | 32,64,125   |
| Gravel                | 5434    | 18,84,800   |

|   |               |
|---|---------------|
| DMF collection target ( in Crores INR)  | 1,56,97,775   |
| DMF Collection Actuals ( in Crores INR) | 1,32,23456    |
| Collection %DMF                         | 84.23         |
| DMF fund collected till date            | 23,34, 23,980 |
| DMF fund allotted to projects till date | 13,23,12,423  |
| Project Sanctioned till date            | 28            |
| Project Completed till date             | 02            |
| DMF Utilization %                       | 58.23         |

District Portal



PMKKKY

## Glimpses of Application





## Glimpses of Application


### Health Care

|                 |          |
|-----------------|----------|
| Priority Sector | Top      |
| District        | Ariyalur |



|                             |                       |
|-----------------------------|-----------------------|
| Project Name                | Primary Health Centre |
| Benefited person            | 28000                 |
| Cost of the Project         | 6 Crores              |
| Project Duration            | 52 weeks              |
| Project Start Date          | 28-January- 2015      |
| Cost overrun                | 2 Crores              |
| Time overrun                | 1 Months              |
| Project Completion %        | 85                    |
| Expected date of Completion | 31-Jan- 2018          |
| DMF Fund Allocated          | 6 Crores              |
| DMF Fund Used               | 2.5 Crores            |

### Sector Level Project Details – Top Priority



## Glimpses of Application



PRADHAN MANTRI KHANIJ KSHETRA KALYAN YOJANA  
MINISTRY OF MINES, GOVERNMENT OF INDIA

HOME NATIONAL DASHBOARD SECTORS STATES REPORTS NODAL OFFICERS USER MANUAL

National View State View District View

Cumulative Accrual  
21955.56 Cr

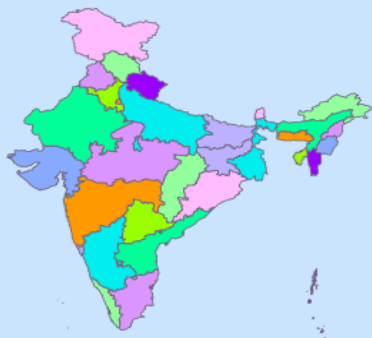
Yearly Accrual  
4033.14 Cr (2018-2019)

Monthly Accrual  
720.14 Cr (October)

Project Status

DMF ACCRUAL-MAJOR MINERALS  
DMF ACCRUAL-MINOR MINERALS  
DMF ACCRUAL-COAL AND LIGNITE  
STATE WISE ACCRUAL  
MANAGING COMMITTEE  
GOVERNING COUNCIL  
PROJECT STATUS  
EXPENDITURE STATUS  
INDIVIDUAL BENEFICIARY  
AFFECTED AREA  
DMF ACCRUAL CONSOLIDATED DATA  
DMF ACCRUAL LEASE DATA

Quick Links



ANDHRA PRADES  
ASSAM  
BIHAR  
CHHATTISGARH  
GOA  
GUJARAT  
HIMACHAL PRADES  
JAMMU AND KASHMIR  
JHARKHAND  
KARNATAKA  
KERALA  
MAHARASHTRA

mitra.ibm.gov.in:777/DMFAccrual x +

Not secure | mitra.ibm.gov.in:777/DMFAccrualConsolidatedData.aspx?StateID=1&State=JAM


year 2014-2015, 2015-2016, 2016-2017

PRADHAN MANTRI KHANIJ KSHETRA KALYAN YOJANA  
MINISTRY OF MINES, GOVERNMENT OF INDIA

District Wise DMF Accrual - Consolidated data (for Major Mineral, Minor Mineral, Coal & Lignite)

| District | Accruals since inception till Previous Year | Financial Year | Month  | DMF Accruals (in Crores) |          |                | Total Collection |
|----------|---|----------------|--------|--------------------------|----------|----------------|------------------|
|          |   |                |        | Major                    | Minor    | Coal & Lignite |                  |
| SAMBHA   | 0.000000                                    | 2014-15        | Jan-15 | 0.000000                 | 0.000000 | 0.000000       | 0.000000         |
|          |   |                | Feb-15 | 0.000000                 | 0.000000 | 0.000000       | 0.000000         |
|          |   |                | Mar-15 | 0.000000                 | 0.000000 | 0.000000       | 0.000000         |
|          |   |                | Total  | 0.000000                 | 0.000000 | 0.000000       | 0.000000         |
|          |   | 2015-16        | Apr-15 | 0.000000                 | 0.000000 | 0.000000       | 0.000000         |
|          |   |                | May-15 | 0.000000                 | 0.000000 | 0.000000       | 0.000000         |
|          |   |                | Jun-15 | 0.000000                 | 0.000000 | 0.000000       | 0.000000         |
|          |   |                | Jul-15 | 0.000000                 | 0.000000 | 0.000000       | 0.000000         |
|          |   |                | Aug-15 | 0.000000                 | 0.000000 | 0.000000       | 0.000000         |
|          |   |                | Sep-15 | 0.000000                 | 0.000000 | 0.000000       | 0.000000         |
|          |   |                | Oct-15 | 0.000000                 | 0.000000 | 0.000000       | 0.000000         |
|          |   |                | Nov-15 | 0.000000                 | 0.000000 | 0.000000       | 0.000000         |
|          |   |                | Dec-15 | 0.000000                 | 0.000000 | 0.000000       | 0.000000         |
|          |   |                | Jan-16 | 0.000000                 | 0.000000 | 0.000000       | 0.000000         |
|          |   |                | Feb-16 | 0.000000                 | 0.000000 | 0.000000       | 0.000000         |
|          |   |                | Mar-16 | 0.000000                 | 0.000000 | 0.000000       | 0.000000         |
|          |   | 2016-17        | Apr-16 | 0.000000                 | 0.000000 | 0.000000       | 0.000000         |
|          |   |                | May-16 | 0.000000                 | 0.000000 | 0.000000       | 0.000000         |
|          |   |                | Jun-16 | 0.000000                 | 0.000000 | 0.000000       | 0.000000         |
|          |   |                | Jul-16 | 0.000000                 | 0.000000 | 0.000000       | 0.000000         |
|          |   |                | Aug-16 | 0.000000                 | 0.000000 | 0.000000       | 0.000000         |
|          |   |                | Sep-16 | 0.000000                 | 0.000000 | 0.000000       | 0.000000         |
|          |   |                | Oct-16 | 0.000000                 | 0.000000 | 0.000000       | 0.000000         |
|          |   |                | Nov-16 | 0.000000                 | 0.000000 | 0.000000       | 0.000000         |
|          |   |                | Dec-16 | 0.000000                 | 0.000000 | 0.000000       | 0.000000         |
|          |   |                | Jan-17 | 0.000000                 | 0.000000 | 0.000000       | 0.000000         |
|          |   |                | Feb-17 | 0.000000                 | 0.000000 | 0.000000       | 0.000000         |
|          |   |                | Mar-17 | 0.000000                 | 0.000000 | 0.000000       | 0.000000         |

Report Generation




## Going Forward

- Centralized Data on affected area, beneficiaries, projects – Higher visibility
- Transparent funds utilization – inputs Social Audit
- Accurate distribution of funds among the focus areas – Top Priority
- Highly accountable – Grievance – redressal mechanism
- Accumulation of Usage data over the period – Advanced data analytics for efficient decision making



**Ministry Of Mines**  
**Government Of India**



इश्वरः प्रकृत्यद्रुहं दृशन्न लब्ध्वा इव गङ्गान्तरं  
**PMKKKY**

**THANK YOU**

**Sanjay Bobde**  
**Vice President & Location Head**  
**National Institute for Smart Government (NISG)**

**[Sanjay.bobde@nisg.org](mailto:Sanjay.bobde@nisg.org)**